

## Loto des nombres et des fruits

### *Objectifs*

*Mémoriser des noms de fruits*

*Lire les nombres en lettres de 1 à 6*

Pour 4 joueurs

### **Matériel :**






- **4 plateaux différents illustrés**
- **des étiquettes avec les noms et le nombre de fruits pour chaque case du tableau**



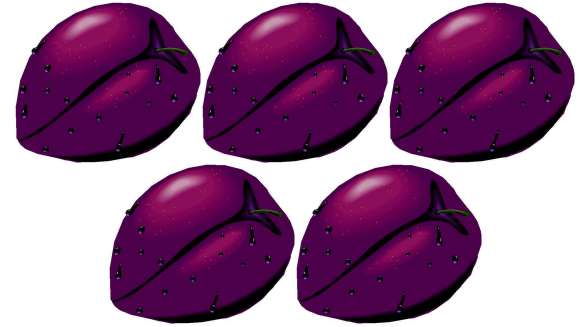


Chaque joueur prend un plateau



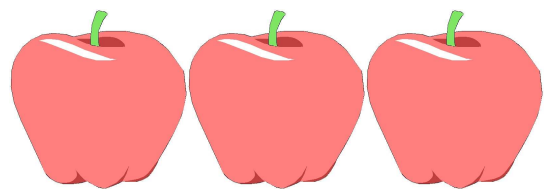

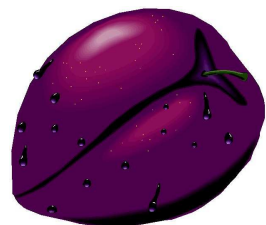

Toutes les étiquettes sont placées à l'envers au milieu du jeu et forment la pioche





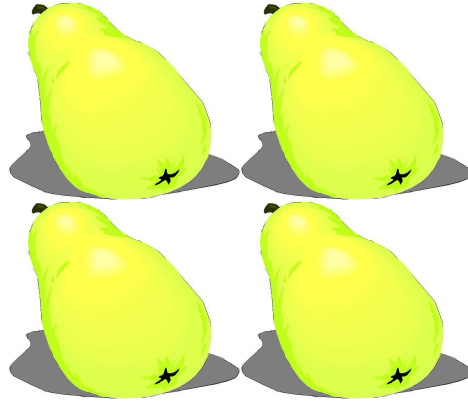

A tour de rôle , les élèves tirent au hasard une étiquette et le pose sur son plateau s'il possède l'illustration correspondante (bon nombre et bon fruit)

Le gagnant est le premier a terminé son plateau.









<b>cinq fraises</b>	<b>une orange</b>	<b>six prunes</b>
<b>quatre pastèques</b>	<b>deux poires</b>	<b>trois pommes</b>
<b>deux oranges</b>	<b>une poire</b>	<b>cinq prunes</b>
<b>trois pastèques</b>	<b>six fraises</b>	<b>quatre pommes</b>
<b>cinq poires</b>	<b>une prune</b>	<b>deux fraises</b>
<b>trois pommes</b>	<b>quatre oranges</b>	<b>six pastèques</b>
<b>trois pastèques</b>	<b>quatre poires</b>	<b>six pommes</b>
<b>une fraise</b>	<b>deux prunes</b>	<b>cinq oranges</b>